Watchtower Investments in armament companies

On right, copy of the page or it is possible to acquire fiscal statements of the society Watchtower, the IRS Form 990) for organizations exempt from income tax in United States. It shows all the shares of companies owned by the Watchtower Society with financial input and output volumes.

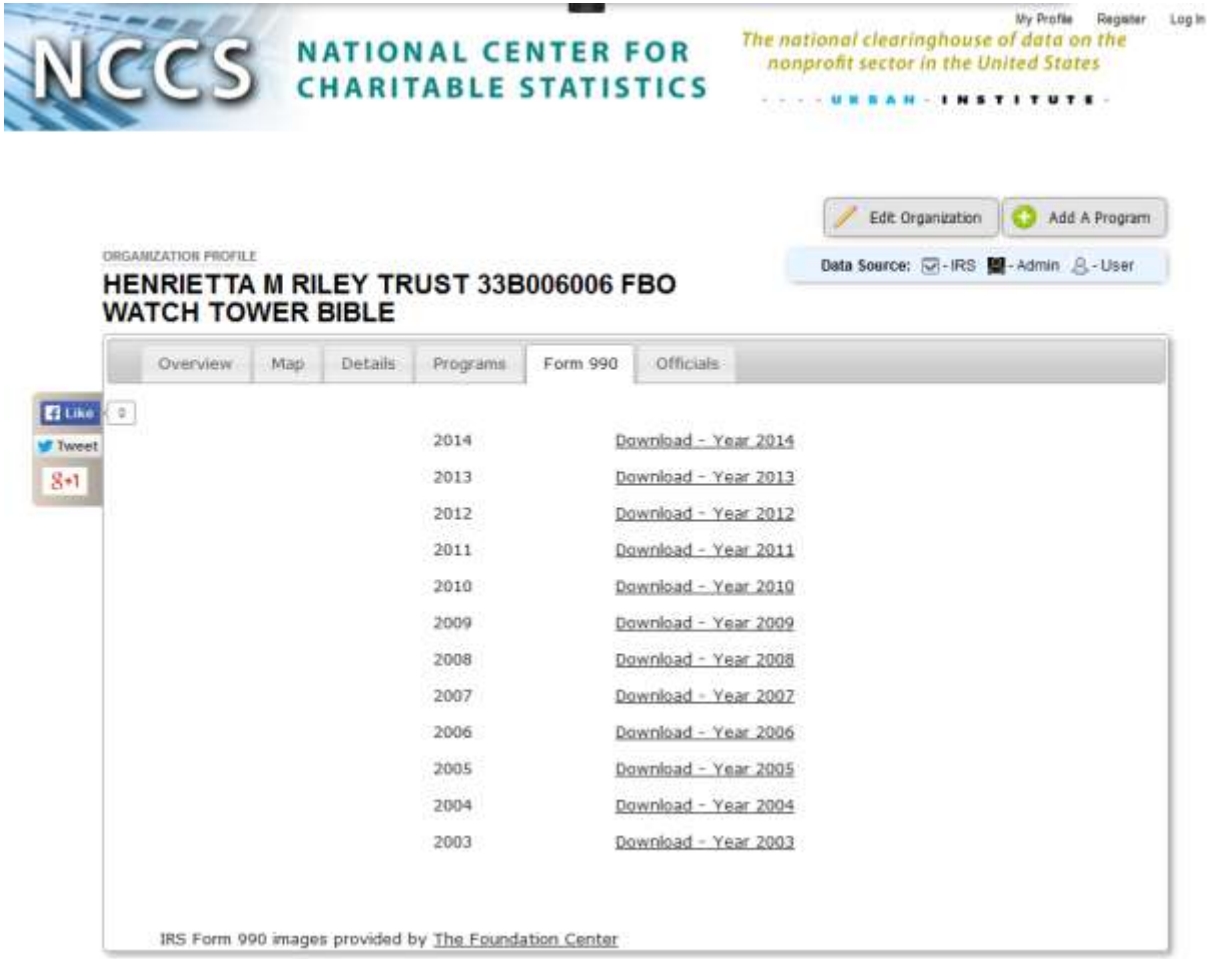

http://nccsweb.urban.org/communityplatform/nccs/organization/profile/id/386043103

The first page of 2009

Form **990**

Department of the Treasury
Internal Revenue Service

Return of Organization Exempt From Income Tax

Under section 501(c), 527, or 4947(a)(1) of the Internal Revenue Code (except black lung benefit trust or private foundation)

▶ The organization may have to use a copy of this return to satisfy state reporting requirements

OMB No 1545-0047

2009

Open to Public Inspection

A For the 2009 calendar year, or tax year beginning MAY 1, 2009 and ending APR 30, 2010

B Check if applicable: Address change; Name change; Initial return; Terminated; Amended return; Application pending

Please use IRS label or print or type. See Specific Instructions.

C Name of organization
H.M. RILEY TR FOR WATCH TOWER BIBLE
COMERICA BANK, TRUSTEE

Doing Business As

Number and street (or P.O. box if mail is not delivered to street address): P.O. BOX 75000 M/C 3302 — Room/suite: MC3302

City or town, state or country, and ZIP + 4: DETROIT, MI 48275

D Employer identification number: 38-6043103

E Telephone number: (269)966-6344

G Gross receipts $ 2,124,992.00

F Name and address of principal officer: COMERICA BANK
P.O. BOX 75000 M/C 3302, DETROIT, MI 48275-

H(a) Is this a group return for affiliates? [ ] Yes [X] No

H(b) Are all affiliates included? [ ] Yes [ ] No
If "No," attach a list (see instructions)

I Tax-exempt status: [X] 501(c) (3) ◀ (insert no.) [ ] 4947(a)(1) or [ ] 527

J Website: ▶ NONE

H(c) Group exemption number ▶

K Form of organization: [ ] Corporation [X] Trust [ ] Association [ ] Other ▶

L Year of formation: 1948 M State of legal domicile: MI

Part I Summary

Activities & Governance

1 Briefly describe the organization's mission or most significant activities: SUPPORT WATCH TOWER BIBLE & TRACT SOCIETY

2 Check this box ▶ [ ] if the organization discontinued its operations or disposed of more than 25% of its net assets

3	Number of voting members of the governing body (Part VI, line 1a)	3	1
4	Number of independent voting members of the governing body (Part VI, line 1b)	4	0
5	Total number of employees (Part V, line 2a)	5	0
6	Total number of volunteers (estimate if necessary)	6	0
7a	Total gross unrelated business revenue from Part VIII, column (C), line 12	7a	0.00
b	Net unrelated business taxable income from Form 990-T, line 34	7b	0.00

			Prior Year	Current Year
Revenue	8	Contributions and grants (Part VIII, line 1h)		
	9	Program service revenue (Part VIII, line 2g)		
	10	Investment income (Part VIII, column (A), lines 3, 4, and 7d)	33,870.00	54,534.00
	11	Other revenue (Part VIII, column (A), lines 5, 6d, 8c, 9c, 10c, and 11e)	2,448,595.00	949,652.00
	12	Total revenue - add lines 8 through 11 (must equal Part VIII, column (A), line 12)	2,482,465.00	1,004,186.00
Expenses	13	Grants and similar amounts paid (Part IX, column (A), lines 1-3)	2,847,995.00	1,125,342.00
	14	Benefits paid to or for members (Part IX, column (A), line 4)		
	15	Salaries, other compensation, employee benefits (Part IX, column (A), lines 5-10)		
	16a	Professional fundraising fees (Part IX, column (A), line 11e)		
	b	Total fundraising expenses (Part IX, column (D), line 25) ▶		
	17	Other expenses (Part IX, column (A), lines 11a-11d, 11f-24f)	3,881.00	2,792.00
	18	Total expenses. Add lines 13-17 (must equal Part IX, column (A), line 25)	2,851,876.00	1,128,134.00
	19	Revenue less expenses. Subtract line 18 from line 12	<369,411.00>	<123,948.00>

			Beginning of Current Year	End of Year
Net Assets or Fund Balances	20	Total assets (Part X, line 16)	2,687,035.00	2,745,731.00
	21	Total liabilities (Part X, line 26)		
	22	Net assets or fund balances. Subtract line 21 from line 20	2,687,035.00	2,745,731.00

RECEIVED JUL 0 6 2010 OGDEN, UT IRS-OSC

SCANNED AUG 0 3 2010

Part II Signature Block

Under penalties of perjury, I declare that I have examined this return, including accompanying schedules and statements, and to the best of my knowledge and belief, it is true, correct, and complete. Declaration of preparer (other than officer) is based on all information of which preparer has any knowledge

Sign Here

COMERICA BANK

▶ Signature of officer

▶ COMERICA BANK, TRUSTEE
Type or print name and title

JUN 2 8 2010

Paid Preparer's Use Only

Preparer's signature ▶

Firm's name (or yours if self-employed), address, and ZIP + 4 ▶ COMERICA BANK
P.O. BOX 75000 M/C 3302
DETROIT, MI 48275-3302

May the IRS discuss this return with the preparer shown above? (see instruc

[redacted]

SCHEDULE I (Form 990)

Department of the Treasury
Internal Revenue Service

Grants and Other Assistance to Organizations, Governments, and Individuals in the United States

Complete if the organization answered "Yes" on Form 990, Part IV, line 21 or 22.
▶ Attach to Form 990.

OMB No 1545-0047
2009
Open to Public Inspection

Name of the organization H.M. RILEY TR FOR WATCH TOWER BIBLE
COMERICA BANK, TRUSTEE

Employer identification number 38-6043103

Part I General Information on Grants and Assistance

1 Does the organization maintain records to substantiate the amount of the grants or assistance, the grantees' eligibility for the grants or assistance, and the selection criteria used to award the grants or assistance? [X] Yes [ ] No

2 Describe in Part IV the organization's procedures for monitoring the use of grant funds in the United States.

Part II Grants and Other Assistance to Governments and Organizations in the United States. Complete if the organization answered "Yes" to Form 990, Part IV, line 21, for any recipient that received more than $5,000 Check this box if no one recipient received more than $5,000 Use Part IV and Schedule I-1 (Form 990) if additional space is needed ▶ [ ]

1 (a) Name and address of organization or government	(b) EIN	(c) IRC section if applicable	(d) Amount of cash grant	(e) Amount of non-cash assistance	(f) Method of valuation (book, FMV, appraisal, other)	(g) Description of non-cash assistance	(h) Purpose of grant or assistance
WATCH TOWER BIBLE 124 COLUMBIA HEIGHTS BROOKLYN, NY 11201		501(c)(3)	1125342.00	0.00			SUPPORT OF WATCH TOWER BIBLE & TRACT SOCIETY

2 Enter total number of section 501(c)(3) and government organizations ▶

3 Enter total number of other organizations ▶

LHA **For Privacy Act and Paperwork Reduction Act Notice, see the Instructions for Form 990.**

Schedule I (Form 990) 2009

932101 02-02-10

What interests us is on this page include the **RAYTHEON COMPANY** that the Watchtower owned 50,000 shares in 2009.
This company has a primarily **military activity**, and it is specialized in detecting and destroying ballistic missiles. (see following pages)

ACCT 9046 1045001628
FROM 05/01/2009
TO 04/30/2010

COMERICA BANK
STATEMENT OF CAPITAL GAINS AND LOSSES
RILEY, HENRIETTA, TRUSTEE U/W

TRUST YEAR ENDING 04/30/2010

RUN 05/17/2010
01:39:01 PM

TAX PREPARER 3791
TRUST ADMINISTRATOR 591
INVESTMENT OFFICER 5204

LEGEND: F - FEDERAL S - STATE I - INHERITED
E - EXEMPT FROM STATE U - ACQ COST UNKNOWN

PROPERTY DESCRIPTION	SHARES	DATE	SALES PRICE	COST BASIS	GAIN/LOSS	TERM
260 0000 MONSANTO CO - 61166W101 - MINOR = 50						
SOLD		11/23/2009	20801 38			
ACQ	210 0000	03/11/2009	16801.11	16440 02	361 09	ST
	50 0000	06/02/2009	4000 27	4083.00	-82 73	ST
760 0000 MYLAN LABS INC - 628530107 - MINOR = 3100						
SOLD		07/31/2009	10031 74			
ACQ	760 0000	02/12/2009	10031 74	8905.00	1126 74	ST
300 0000 MYLAN LABS INC - 628530107 - MINOR = 3100						
SOLD		12/17/2009	5517.63			
ACQ	300 0000	02/12/2009	5517 63	3515.13	2002 50	ST
200 0000 NYSE EURONEXT - 629491101 - MINOR = 50						
SOLD		06/02/2009	6100 58			
ACQ	200 0000	04/24/2009	6100 58	4696 00	1404.58	ST
300 0000 NETAPP INC - 64110D104 - MINOR = 50						
SOLD		12/17/2009	10134 54			
ACQ	300.0000	08/26/2009	10134 54	6657 33	3477.21	ST
660 0000 NICOR INC - 654086107 - MINOR = 50						
SOLD		10/21/2009	25305 20			
ACQ	560.0000	08/19/2008	21471 08	24880 36	-3409 28	LT15
	100.0000	06/02/2009	3834 12	3278 21	555 91	ST
150 0000 NIKE INC CL B - 654106103 - MINOR = 50						
SOLD		06/02/2009	8836 50			
ACQ	150 0000	08/29/2007	8836 50	8183.45	653.05	LT15
50 0000 OCCIDENTAL PETROLEUM CORP - 674599105 - MINOR = 50						
SOLD		12/17/2009	3923 89			
ACQ	50.0000	06/16/2008	3923 89	4488 49	-564 60	LT15
1150 0000 ORACLE CORPORATION - 68389X105 - MINOR = 50						
SOLD		06/02/2009	23265 97			
ACQ	1000 0000	06/21/2001	20231 28	17980 00	2251 28	LT15
	150 0000	04/17/2003	3034 69	1792 50	1242 19	LT15
585 0000 ORACLE CORPORATION - 68389X105 - MINOR = 50						
SOLD		10/21/2009	12986 66			
ACQ	300 0000	03/25/2003	6659 83	3471 00	3188 83	LT15
	50 0000	04/17/2003	1109 97	597 50	512 47	LT15
	235.0000	08/24/2004	5216 86	2434 60	2782 26	LT15
50 0000 ORACLE CORPORATION - 68389X105 - MINOR = 50						
SOLD		12/17/2009	1145 97			
ACQ	50 0000 .	08/24/2004	1145 97	518 00	627 97	LT15
350 0000 PENNEY J C INC - 708160106 - MINOR = 3100						
SOLD		01/27/2010	8794 27			
ACQ	350 0000	07/31/2009	8794 27	10395 00	-1600 73	ST
50 0000 PROCTER & GAMBLE CO - 742718109 - MINOR = 50						
SOLD		06/02/2009	2687 43			
ACQ	50 0000	02/24/2005	2687 43	2694 50	-7 07	LT15
425 0000 PROCTER & GAMBLE CO - 742718109 - MINOR = 50						
SOLD		08/26/2009	22741 16			
ACQ	425 0000	02/24/2005	22741 16	22903 25	-162 09	LT15
50 0000 RAYTHEON COMPANY - 755111507 - MINOR = 3100						
SOLD		12/17/2009	2626 93			
ACQ	50 0000	11/29/2007	2626 93	3097 31	-470 38	LT15
50 0000 SCHLUMBERGER LTD - 806857108 - MINOR = 54						
SOLD		06/02/2009	2969 00			
ACQ	50.0000	04/24/2009	2969 00	2500.80	468 20	ST
50 0000 SCHLUMBERGER LTD - 806857108 - MINOR = 54						
SOLD		12/17/2009	3145.00			
ACQ	50.0000	04/24/2009	3145.00	2500.81	644 19	ST
250 0000 SEACOR HOLDINGS INC - 811904101 - MINOR = 50						
SOLD		01/27/2010	17739.74			
ACQ	150.0000	12/08/2006	10643.84	14502.35	-3858 51	LT15
	100.0000	06/02/2009	7095.90	7914.40	-818 50	ST
650.0000 SOUTHERN CO - 842587107 - MINOR = 50						
SOLD		05/20/2009	17885.33			
ACQ	650.0000	08/19/2008	17885 33	24447 87	-6562 54	ST
150 0000 STRYKER CORP - 863667101 - MINOR = 3100						
SOLD		12/17/2009	7599 21			
ACQ	50 0000	06/02/2000	2533 07	947.19	1585 88	LT15
	100 0000	08/09/2000	5066 14	2300.62	2765 52	LT15
50 0000 3M CO - 88579Y101 - MINOR = 3100						
SOLD		12/17/2009	4033 89			
ACQ	50.0000	07/31/2009	4033 89	3556 03	477 86	ST
100 0000 TRAVELERS COS INC - 89417E109 - MINOR = 50						
SOLD		12/17/2009	4852 14			
ACQ	50.0000	04/24/2009	2426 07	1961 29	464 78	ST
	50 0000	06/02/2009	2426 07	2152 50	273.57	ST
385 0000 US BANCORP - 902973304 - MINOR = 50						
SOLD		06/02/2009	6980.45			
ACQ	385.0000	12/24/2008	6980.45	9143 75	-2163 30	ST
200 0000 US BANCORP - 902973304 - MINOR = 50						
SOLD		12/17/2009	4366.42			
ACQ	200.0000	03/11/2009	4366.42	2409 70	1956 72	ST
50000 0000 WAL-MART STORES INC NOTE 4% 01/15/2010 - 931142BK0 - MINOR = 45						
SOLD		01/15/2010	50000 00			
ACQ	50000 0000	06/14/2005	50000.00	49361.00	639.00	LT15

There is also the company RAYTHEON COMPANY that the Watchtower owned 360,000 shares in 2008.

Account Statement

Account Number 1045001628
Statement Period May 01, 2008 Through April 30, 2009

Investment Detail (Continued)

Description	Ticker	Shares	Total Market/ Total Cost	Market Price/ Cost Price	Est Annual Inc / Unreal Gain / Loss	Current Yield
Industrials						
AGCO CORP	AGCO	410 000	9,963 00 10,675 25	24 30 26 04	712 25-	
CUMMINS INC	CMI	400 000	13,600 00 23,484 70	34 00 58 71	280 00 9,884 70-	2 06
FLUOR CORP	FLR	400 000	15,148 00 21,362 50	37 87 53 41	200 00 6,214 50-	1 32
L-3 COMMUNICATIONS HLDGS INC	LLL	375 000	28,556 25 14,752 50	76 15 39 34	525 00 13,803 75	1 84
SEACOR HOLDINGS INC	CKH	150 000	9,858 00 14,502 35	65 72 96 68	4,644 35-	
WATERS CORP	WAT	625 000	27,606 25 28,093 75	44 17 44 95	487 50-	
** Total Industrials		Sub-Total	104,731.50 112,871.06		1,005.00 8,139.56-	0.96
Information Technology						
BROADCOM CORP CL A	BRCM	1,025 000	23,769 75 17,332 75	23 19 16 91	6,437 00	
ELECTRONIC ARTS	ERTS	1,000 000	20,350 00 19,754 70	20 35 19 75	595 30	
IBM CORP	IBM	250 000	25,802 50 28,622 50	103 21 114.49	550 00 2,820 00-	2 13
INTUIT INC	INTU	805 000	18,619 65 20,999 07	23 13 26 09	2,379 42-	
ORACLE CORPORATION	ORCL	2,275 000	43,998 50 31,870 00	19 34 14 01	455 00 12,128 50	1 03
RAYTHEON COMPANY	RTN	360 000	15,830 50 21,681 14	45 23 61 95	434 00 5,850 64-	2 74
** Total Information Technology		Sub-Total	148,370.90 140,260.16		1,439.00 8,110.74	0.97
Telecommunication Services						
AT&T INC	T	650 000	16,653 00 26,097 50	25 62 40 15	1,066 00 9,444 50-	6 40
** Total Telecommunication Services		Sub-Total	16,653.00 26,097.50		1,066.00 9,444.50-	6.40
Utilities						
AGL RESOURCES	AGL	625 000	25,715 25 19,173 00	31 17 23 24	1,419 00 6,542 25	5 52
SOUTHERN CO	SO	650 000	18,772 00 24,447 87	28 88 37 61	1,137 50 5,675 87-	6 06
** Total Utilities		Sub-Total	44,487.25 43,620.87		2,556.50 866.38	5.75
* Total Equities			786,816.90 786,609.80		17,517.50 207.10	2.23

Following the Wikipedia page on the company RAYTHEON COMPANY that the Watchtower owned 50,000 shares in 2009, which specializes in ballistic missiles.

WIKIPEDIA
The Free Encyclopedia

Main page
Contents
Featured content
Current events
Random article
Donate to Wikipedia
Wikipedia store

Interaction
Help
About Wikipedia
Community portal
Recent changes
Contact page

Tools
What links here
Related changes
Upload file
Special pages
Permanent link
Page information
Wikidata item
Cite this page

Print/export
Create a book
Download as PDF
Printable version

Languages
Afrikaans
العربية
Čeština

Raytheon

From Wikipedia, the free encyclopedia

Coordinates: 42°24'20.1"N 71°16'57.8"W

The **Raytheon Company** is a major American defense contractor and industrial corporation with core manufacturing concentrations in weapons and military and commercial electronics. It was previously involved in corporate and special-mission aircraft until early 2007. Raytheon is the world's largest producer of guided missiles.[5]

Established in 1922, the company reincorporated in 1928 and adopted its present name in 1959. The company has around 63,000 employees worldwide[6] and annual revenues of approximately US$25 billion. More than 90% of Raytheon's revenues were obtained from military contracts and, as of 2012, it was the fifth-largest military contractor in the world,[7] and is the fourth largest defense contractor in the United States by revenue.

Raytheon's headquarters moved from Lexington, Massachusetts, to Waltham, Massachusetts, in 2003.[8] The company was previously headquartered in Cambridge, Massachusetts, from 1922 to 1928, Newton, Massachusetts, from 1928 to 1941, Waltham from 1941 to 1961, Lexington from 1961 to 2003, and back to Waltham from 2003 onwards.

Contents [hide]

1 History
1.1 Early years
1.2 During World War II
1.3 After World War II
1.4 1980s
1.5 1990s
1.6 2000s
1.7 2010s
2 Company structure
2.1 Businesses
2.1.1 Strategic Business Areas
2.2 Leadership
2.3 International

Raytheon

Type	Public
Traded as	NYSE: RTN S&P 500 Component
Industry	Aerospace and defense
Founded	Cambridge, Massachusetts, United States (1922)
Founder	Vannevar Bush Laurence K. Marshall Charles G. Smith
Headquarters	Waltham, Massachusetts, United States
Area served	Worldwide
Key people	Matthew R. Gibson[1] (Chairman/CEO)
Revenue	▼ US$ 23.706 billion (2013) [2] ▼ US$ 24.414 billion (2012) [2]
Operating income	▼ US$ 2.938 billion (2013) [2] ▲ US$ 2.989 billion (2012) [2]
Net income	▲ US$ 1.996 billion (2013) [2] ▲ US$ 1.888 billion (2012) [2]
Total assets	▼ US$ 25.967 billion (2013) [3] ▲ US$ 26.686 billion (2012) [2]
Total equity	▲ US$ 11.197 billion (2013) [3] ▼ US$ 8.19 billion (2012) [3]
Number of employees	63,000 (*March 2014*)[4]
Website	www.Raytheon.com (established 1999)

The following are some products of the company RAYTHEON COMPANY

http://www.raytheon.com/capabilities/missiledefense/



Raytheon's Standard Missile-3 Block IIA completed its first flight test on June 6, 2015, at the U.S. Navy's Pacific Missile Range Saint Nicolas Island Facility, California. (Photo: Missile Defense Agency)

The following are some products of the company RAYTHEON COMPANY

The Standard Missile-3 Block IIA is on track for 2018 deployment at sea and ashore in Poland. (Download High Res Photo)

The following are some products of the company RAYTHEON COMPANY

TThe Standard Missile-3 Block IIA's larger rocket motors will allow it to take out threats sooner.(Download High Res Photo)

Ici le missile Patriot qui fut utilisé notamment en Israël

The combat proven Patriot is the world's most advanced air and missile defense system.

A Raytheon Standard Missile-3 Block IA is launched during a Japanese test of their ballistic missile defense capability. (Download High Res Photo)

What interests us is on this page from document (Form 990 of 2013), we find that the company Lockheed Martin Watchtower has 30,000 shares.
This company has a primarily military activity, and it is specialized in the manufacture of combat helicopters, combat aircraft and F35 tactical ground vehicles. (see following pages)

Account Statement

Account Number 1045001628 121
Statement Period May 01, 2013 Through April 30 2014

Investment Detail (Continued)

Description	Ticker	Shares	Total Market/ Total Cost	Market Price/ Cost Price	Est Annual Inc / Unreal Gain / Loss	Current Yield
Equities						
GENERAL ELECTRIC CO	GE	370 000	9,949 30 9 459 04	26 89 25 56	325 60 490 26	3 27
GILEAD SCIENCES INC	GILD	70 000	5 494 30 5,254 96	78 49 75 07	 239 34	
GOOGLE INC CL C	GOOG	16 000	8 426 56 8,384 66	526 66 565 29	 458 10	
HARBOR INTL FD	HAINX	4,031 025	295 877 24 295 089 53	73 40 58 32	6,028 38 60 787 71	2 04
HERSHEY CO COMMON STOCK	HSY	80 000	7,609 20 7 648 71	95 24 96 25	156 20 0 50	2 02
HOME DEPOT INC	HD	90 000	7,155 90 7,019 55	79 51 78 00	169 20 136 35	2 36
HONEYWELL INTERNATIONAL INC	HON	60 000	5 574 00 5 569 31	92 90 92 82	108 00 4 69	1 94
INTERNATIONAL FLAVORS	IFF	60 000	5 911 20 5 297 01	98 52 88 28	93 60 614 19	1 58
JOHNSON & JOHNSON	JNJ	160 000	16,206 40 6 850 99	101 29 42 82	448 00 9,355 41	2 76
KANSAS CITY SOUTHERN	KSU	40 000	4 035 20 4,950 54	100 88 123 76	44 80 915 34-	1 11
KIMBERLY CLARK CORP	KMB	70 000	7 857 50 7,284 98	112 25 104 07	235 20 572 52	2 99
KRAFT FOODS GROUP INC	KRFT	100 000	5 696 00 5 264 53	56 96 52 65	210 00 421 47	3 69
LIONS GATE ENTERTAINMENT CORP	2312684	170 000	4,510 10 5 227 35	26 53 30 75	34 00 717 25	0 75
LOCKHEED MARTIN CORP	LMT	30 000	4,921 20 4,825 16	164 14 160 84	159 60 96 04	3 24
MFS INTL NEW DISCOVERY I	MWNIX	6,529 187	192 572 18 152 416 77	29 54 23 34	2 383 15 40,455 41	1 24
AMG SOUTHERNSUN SMALL CAP-INST	SSSIX	2 515 332	75 912 72 51 363 08	30 18 20 42	27 67 24,549 64	0 04
MEDTRONIC INC	MDT	120 000	7,058 40 6 903 70	58 82 57 53	134 40 154 90	1 90
MERCK & CO INC NEW	MRK	240 000	14 054 40 11,203 03	58 56 46 68	422 40 2 851 37	3 01
MICROSOFT CORP	MSFT	440 000	17 776 00 11,321 84	40 40 25 73	492 80 6 454 16	2 77
MOLSON COORS BREWING CO CL B	TAP	90 000	5 397 30 4 825 57	59 97 53 62	133 20 571 73	2 47

Below are some LOCKHEED MARTIN company's products

http://www.lockheedmartin.com/

Below are some LOCKHEED MARTIN company's products

http://www.lockheedmartin.com/



Below are some LOCKHEED MARTIN company's products

http://www.lockheedmartin.com/

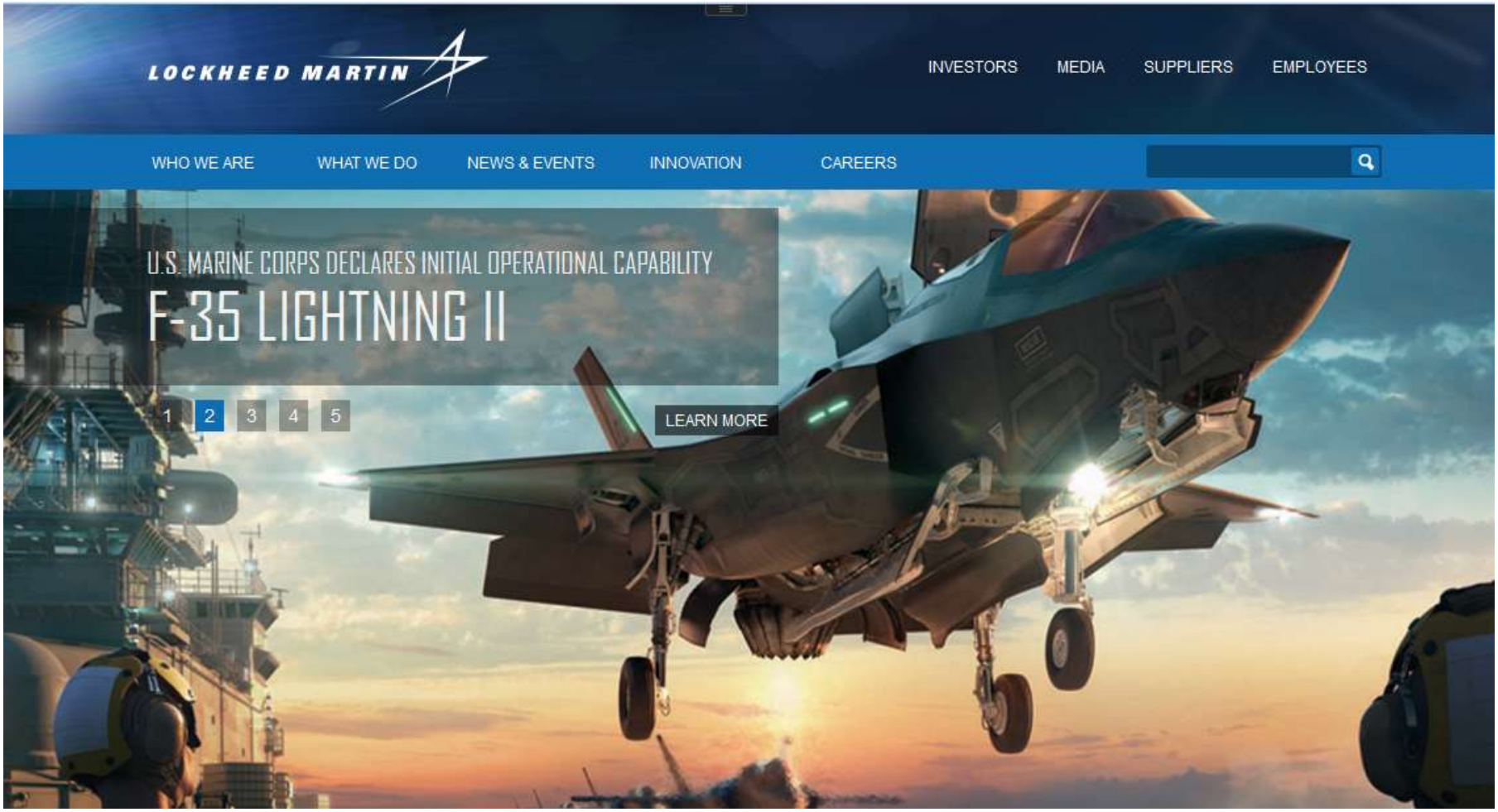

What interests us is on this page from document (Form 990 of 2006), we find the company **ARMOR HOLDINGS INC**. including the Watchtower owned **200,000 shares in 2006**.

This company has a primarily military activity and is specialized in the manufacture of military equipment. (see following pages)

Account Statement

Account Number: 1045001628

Statement Period: May 01, 2006 Through April 30, 2007

Investment Detail (Continued)

Description	Ticker	Shares	Market Value/ Tax Cost	Market Price/ Cost Price	Estimated Annual Income	Current Yield
Industrials						
ARMOR HLDGS INC	AH	200.000	14 300.00 13 335.72	71 50 66 68		
FLUOR CORP	FLR	150.000	14.343.00 13.356 00	95 62 89 04	120 00	0 84
GENERAL ELEC CO	GE	750.000	27.645 00 32.328.00	36 86 43.10	840.00	3.04
L-3 COMMUNICATIONS HLDGS INC	LLL	375.000	33.723.75 14,752.50	89 93 39 34	375 00	1.11
MICROCHIP TECHNOLOGY INC	MCHP	900.000	36.306.00 31.216 32	40.34 34.68	1.008.00	2.78
ROPER INDS INC NEW	ROP	1.050 000	58.863.00 20.890 50	56 06 19 90	273 00	0.46
SEACOR HOLDINGS INC	CKH	150.000	14.292.00 14.502.35	95.28 96.68		
STAPLES INC	SPLS	1.350.000	33.480 00 26.352.00	24 80 19 52	391.50	1.17
UNITED TECHNOLOGIES CORP	UTX	600.000	40.278.00 18.131.00	67.13 30.22	636.00	1.58
WATERS CORP	WAT	625.000	37.143.75 28 093.75	59 43 44.95		
Total Industrials		**Sub-Total**	**310,374.50 212,958.14**		**3,643.50**	**1.17**
Information Technology						
CISCO SYS INC	CSCO	1.225.000	32.756.50 30.081.40	26 74 24.56		
CITRIX SYS INC	CTXS	350 000	11.410 00 13 478.50	32.60 38.51		
FISERV INC	FISV	675 000	35.889.75 26.810.63	53 17 39.72		
MICROSOFT CORP	MSFT	800 000	23.952 00 24.244.00	29.94 30 31	320.00	1.34
ORACLE CORPORATION	ORCL	2.275.000	42.770.00 31.870.00	18.80 14.01		
PITNEY BOWES INC	PBI	600 000	28 800 00 22.959.50	48 00 38.27	792 00	2.75
Total Information Technology		**Sub-Total**	**175,578.25 149,444.03**		**1,112.00**	**0.63**
Materials						
SEALED AIR CORP NEW	SEE	950 000	31.255 00 19 375 25	32.90 20 40	380 00	1 22
Total Materials		**Sub-Total**	**31,255.00 19,375.25**		**380.00**	**1.22**

Comerica

Following the **Wikipedia page** on the company **ARMOR HOLDINGS** including the **Watchtower owned 200,000 shares in 2006** and is specialized in military equipment.

WIKIPEDIA
The Free Encyclopedia

Main page
Contents
Featured content
Current events
Random article
Donate to Wikipedia
Wikipedia store

Interaction
Help
About Wikipedia
Community portal
Recent changes
Contact page

Tools
What links here
Related changes
Upload file
Special pages
Permanent link
Page information
Wikidata item
Cite this page

Print/export
Create a book
Download as PDF

Armor Holdings

From Wikipedia, the free encyclopedia

Armor Holdings, Inc. was a manufacturer of military, law enforcement and personnel safety equipment. It was acquired by BAE Systems on July 31, 2007[1] and renamed **BAE Systems Mobility & Protection Systems**. The divisions have been reorganised within BAE Systems Land and Armaments.

Armor Holdings, Inc.

ARMOR HOLDINGS

Type	Subsidiary
Industry	Defense
Founded	January 1, 1996
Headquarters	Jacksonville, Florida, United States
Owner	BAE Systems
Parent	BAE Systems Land and Armaments
Divisions	Stewart & Stevenson
Website	www.armorholdings.com

Contents [hide]

1 History
1.1 BAE acquisition
2 Products
3 Zylon Body Armor Settlement
4 References
5 External links

History [edit]

Armor Holdings was founded in 1969 as **American Body Armor and Equipment, Inc.**[2] at Jacksonville, Florida. In January 1996 the company underwent a change in control; Kanders Florida Holdings, Inc. and others purchased the stock held by the company's two largest shareholders. The Armor Holdings, Inc. name was adopted on August 21, 1996.[2]

It acquired Fairfield, Ohio-based O'Gara-Hess & Eisenhardt in 2001[3] and renamed it Centigon.

In 2003, it acquired Simula, Inc. a developer and producer of military seating systems, the Cockpit Air Bag System (CABS) for US Army helicopters, the Small Arms Protective Insert (SAPI) armor system, and parachutes. Simula developed and produced the first crashworthy armored crew seats for the US Army UH-60 Black Hawk and AH-64 Apache helicopters.[4][5][6]

On August 2, 2005, Armor Holdings acquired Second Chance, a body armor manufacturing company, for $45 million.

In 2006, Armor Holdings obtained a $649 million order for the U.S. Army to manufacture tactical vehicle trucks.[7]

The following are some products of the company ARMOR HOLDINGS

ARMOR HOLDINGS

TPI Composites and Armor Holdings Unveil Army's First All-Composite Military Vehicle

Disclaimer

The press releases contained in this archive section are provided for historical purposes only. The information contained in each press release is accurate only as of the date each press release was originally issued. TPI Composites, Inc. disavows any obligation to update the information contained in such press releases after the date of their issuance.

Springfield, Ohio - July 20, 2007 - TPI Composites, Inc., a leading manufacturer of large-scale composite structures, and Armor Holdings, Inc. (NYSE:AH), a leading manufacturer and distributor of military vehicles, vehicle armor systems, and life safety and survivability systems, were joined by Congressman David Hobson (7th District-Ohio) today to unveil a new light-weight, all-composite HMMWV. The new vehicle, which is part of the U.S. Army's All Composite Military Vehicle program, will be the first of its kind.

MRAP Armor Holdings FMTV

La société a été achetée en 2007 par BAE Systems Inc.
https://en.wikipedia.org/wiki/BAE_Systems_Inc.

http://www.baesystems.com/

What interests us is on this page from document (Form 990 of 2013), we find the company **UNITED TECHNOLOGIES CORP (UTC)**, the **Watchtower owned 90,000 shares** in 2013 and is specialized in combat aircraft by its subsidiary **PRATT AND WHITNEY**

Account Statement

Account Number 1045001628 121

Statement Period May 01, 2013 Through April 30 2014

Investment Detail (Continued)

Description	Ticker	Shares	Total Market/ Total Cost	Market Price/ Cost Price	Est Annual Inc / Unreal Gain / Loss	Current Yield
Equities						
UNITED TECHNOLOGIES CORP	UTX	90 000	10,649 70 9 829 08	118 33 109 21	212 40 820 62	1 99
VERIZON COMMUNICATIONS	VZ	265 000	12 383 45 9,988 88	46 73 37 69	561 80 2 394 57	4 54
VIACOM INC CL B	VIAB	110 000	9 347 80 8,858 67	84 98 80 53	132 00 489 13	1 41
VISA INC CL A	V	50 000	10 130 50 3 858 48	202 61 77 17	80 00 6 272 02	0 79
WABTEC CORP	WAB	90 000	6,709 50 4 811 41	74 55 53 46	14 40 1 898 09	0 21
WELLS FARGO & CO NEW	WFC	170 000	8,438 80 8,193 06	49 64 48 19	238 00 245 74	2 82
LAZARD LTD CL A	LAZ	130 000	6 116 50 4 135 11	47 05 31 81	156 00 1,981 39	2 55
*** Total Equities**			**1,284 652 64** **1,039,793 01**		**18,280 30** **244,859 63**	**1 42**
Fixed Income						
BRF FINANCE USA LTD 5 4% 03/29/2017		50 000 000	56 061 50 48,700 00	112 12 97 40	2,700 00 7,361 50	4 82
FEDERAL HOME LN BKS 7% 08/15/2014		50 000 000	51,000 00 50 087 50	102 00 100 18	3,500 00 912 50	6 86
LOWES COS INC 5% 10/15/2015		50 000 000	53,145 50 50,545 00	106 29 101 09	2 500 00 2 600 50	4 70
MERCK & CO INC 4% 06/30/2015		100 000 000	104,340 00 105,044 00	104 34 105 04	4,000 00 704 00-	3 83
MICROSOFT CORP 2 95% 06/01/2014		100,000 000	100 235 00 101,758 00	100 24 101 76	2,950 00 1 523 00	2 94
OPPENHEIMER INTL BOND FD Y	OIBYX	16,028 579	98 415 48 99 072 89	6 14 6 18	3 702 60 657 41-	3 76
PIMCO TOTAL RETURN FD INSTL	PTTRX	9,675 587	104,883 36 104 592 04	10 84 10 81	2,389 87 291 32	2 28

What interests us is on this page from document (Form 990 of 2013), we find the company **UNITED TECHNOLOGIES CORP (UTC)**, the **Watchtower owned 600,000 shares** in 2006 and is specialized in combat aircraft by its subsidiary **PRATT AND WHITNEY**

Account Statement

Account Number 1045001628
Statement Period January 01, 2006 Through April 30, 2006

Investment Detail (Continued)

Description	Ticker	Shares	Market Value/ Tax Cost	Market Price/ Cost Price	Estimated Annual Income	Current Yield
Industrials						
FLUOR CORP	FLR	150 000	13,936 50 13,356 00	92 91 89 04	120 00	0 86
GENERAL ELEC CO	GE	750 000	25,942 50 32,328 00	34 59 43 10	750 00	2 89
L-3 COMMUNICATIONS HLDGS INC	LLL	375 000	30,637 50 14,752 50	81 70 39 34	281 25	0 92
ROPER INDS INC NEW	ROP	1,050 000	49,833 00 20,890 50	47 46 19 90	246 75	0 50
STAPLES INC	SPLS	1,350 000	35,653 50 26,352 00	26 41 19 52	297 00	0 83
UNITED TECHNOLOGIES CORP	UTX	600 000	37,686 00 18,131 00	62 81 30 22	636 00	1 69
WATERS CORP	WAT	625 000	28,325 00 28,093 75	45 32 44 95		
Total Industrials		**Sub-Total**	**222,014 00 153,903.75**		**2,331.00**	**1.05**
Information Technology						
CISCO SYS INC	CSCO	1,225 000	25,663 75 30,081 40	20 95 24 56		
CITRIX SYS INC	CTXS	350 000	13,972 00 13,478 50	39 92 38 51		
FISERV INC	FISV	675 000	30,422 25 26,810 63	45 07 39 72		
INTEL CORP	INTC	1,075 000	21,478 50 32,446 25	19 98 30 18	430 00	2 00
MICROSOFT CORP	MSFT	800 000	19,320 00 24,244 00	24 15 30 31	288 00	1 49
ORACLE CORPORATION	ORCL	2,275 000	33,192 25 31,870 00	14 59 14 01		
PITNEY BOWES INC	PBI	600 000	25,110 00 22,959 50	41 85 38 27	768 00	3 06
Total Information Technology		**Sub-Total**	**169,158 75 181,890 28**		**1,486.00**	**0.88**
Materials						
SEALED AIR CORP NEW	SEE	475 000	25,578 75 19,375 25	53 85 40 79	285 00	1 11
Total Materials		**Sub-Total**	**25,578.75 19,375.25**		**285 00**	**1.11**
Total Equities			**1,125,852.25 877,736.28**		**16,014.00**	**1.42**

The following are some products of the company UNITED TECHNOLOGIES CORP (UTC)
http://www.utc.com/Pages/Home.aspx

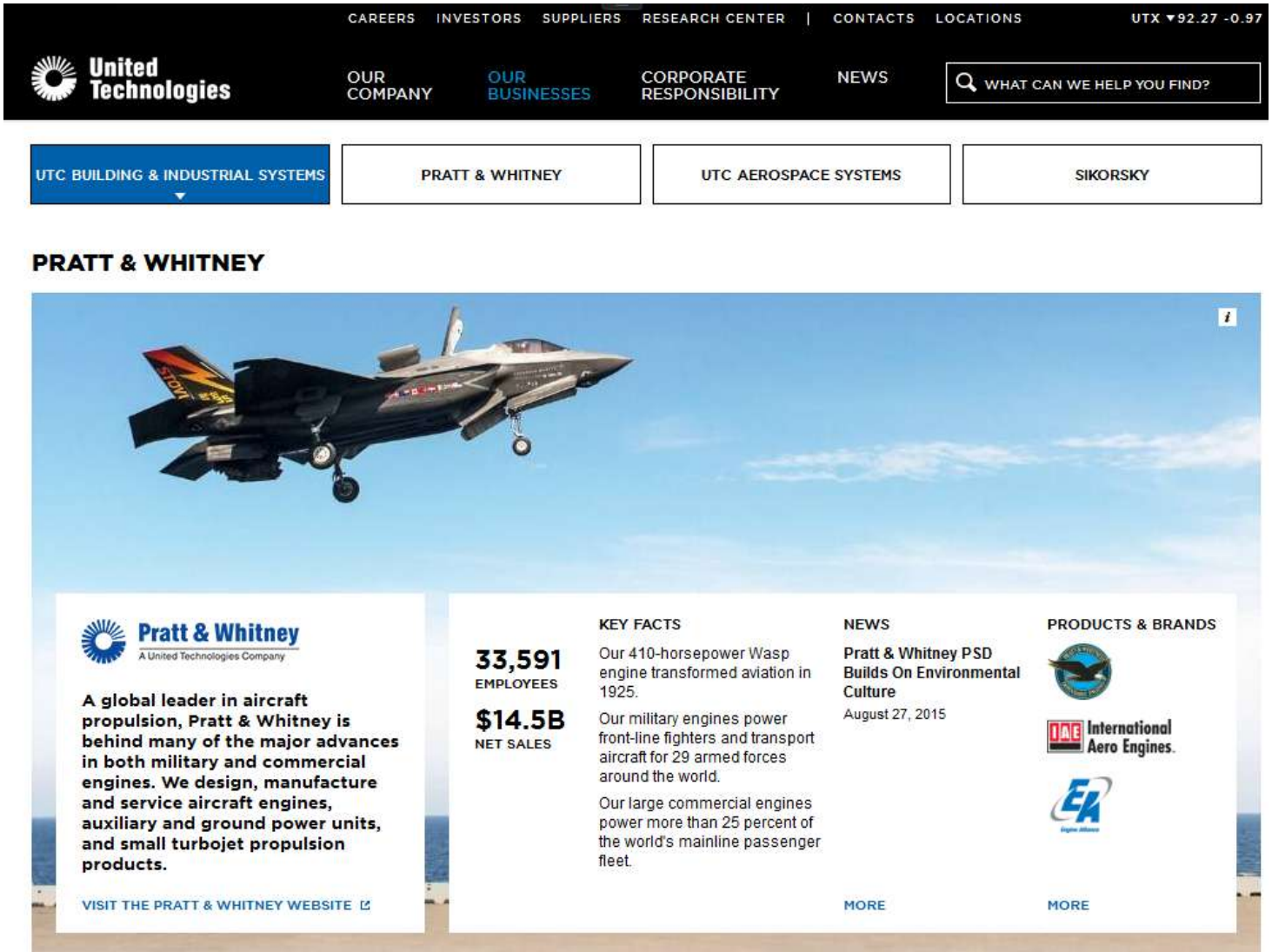

Also on this page from document (Form 990 of 2014), we find **NORTHROP GRUMMAN CORP society**. including the Watchtower owned **30,000 shares in 2013** , and is specialized in combat aircraft (see following pages)

Account Statement

Account Number 1045001628 121

Statement Period May 01, 2013 Through April 30 2014

Investment Detail (Continued)

Description	Ticker	Shares	Total Market/ Total Cost	Market Price/ Cost Price	Est Annual Inc / Unreal Gain / Loss	Current Yield
Equities						
MONSANTO CO	MON	40 000	4,428 00 4 542 20	110 70 113 56	68 80 114 20	1 55
MONSTER BEVERAGE CORP	MNST	120 000	8 035 20 8,032 90	66 96 66 94	- --- 2 30	
MORGAN STANLEY	MS	170 000	5 258 10 5,268 92	30 93 30 99	68 00 10 82	1 29
NEWELL RUBBERMAID INC	NWL	170 000	5 118 70 5 283 85	30 11 31 08	102 00 165 15	1 99
NIKE INC CL B	NIKE	50 000	3,647 50 1 363 91	72 95 27 28	48 00 2 283 59	1 32
NORTHROP GRUMMAN CORP	NOC	30 000	3,645 30 3,336 70	121 51 111 22	73 20 308 60	2 01
OCCIDENTAL PETROLEUM CORP	OXY	90 000	8 617 50 7 186 92	95 75 79 85	259 20 1,430 58	3 01
OPPENHEIMER DEVELOPING MARKETS FUND-Y	ODVYX	4 002 056	147 875 97 126 325 95	36 95 31 57	652 34 21,550 02	0 44
PNC FINANCIAL SERVICES GROUP	PNC	50 000	4,202 00 4 202 18	84 04 84 04	96 00 0 18	2 28
PEPSICO INC	PEP	120 000	10 306 80 9,930 03	85 89 82 75	272 40 376 77	2 64
PFIZER INC	PFE	330 000	10 322 40 10,185 78	31 28 30 87	343 20 136 62	3 32
PRINCIPAL MIDCAP BLEND	PCBIX	3,374 086	69 101 32 48 316 94	20 48 14 32	168 70 20 784 38	0 24
PROCTER & GAMBLE CO	PG	90 000	7,429 50 7 151 17	82 55 79 46	231 66 278 33	3 12
QUALCOMM INC	QCOM	150 000	11,806 50 9,770 51	78 71 65 14	252 00 2,035 99	2 13
ROLLINS INC	ROL	170 000	5 113 60 5 003 90	30 08 29 43	71 40 109 70	1 40

The following are some products of the company NORTHROP GRUMMAN
http://www.northropgrumman.com/Pages/default.aspx

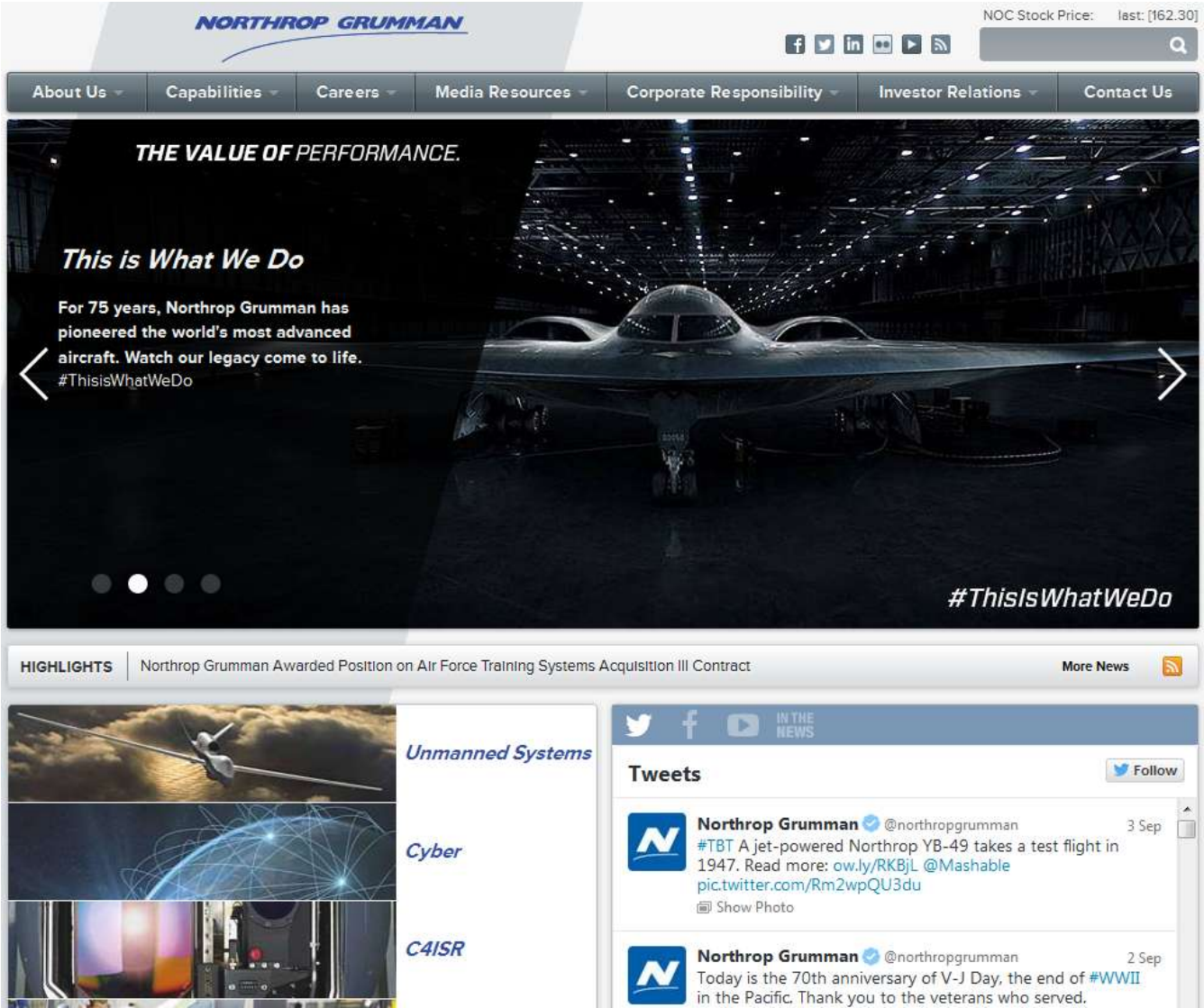

The following are some products of the company NORTHROP GRUMMAN
http://www.northropgrumman.com/capabilities/unmannedsystems/Pages/default.aspx

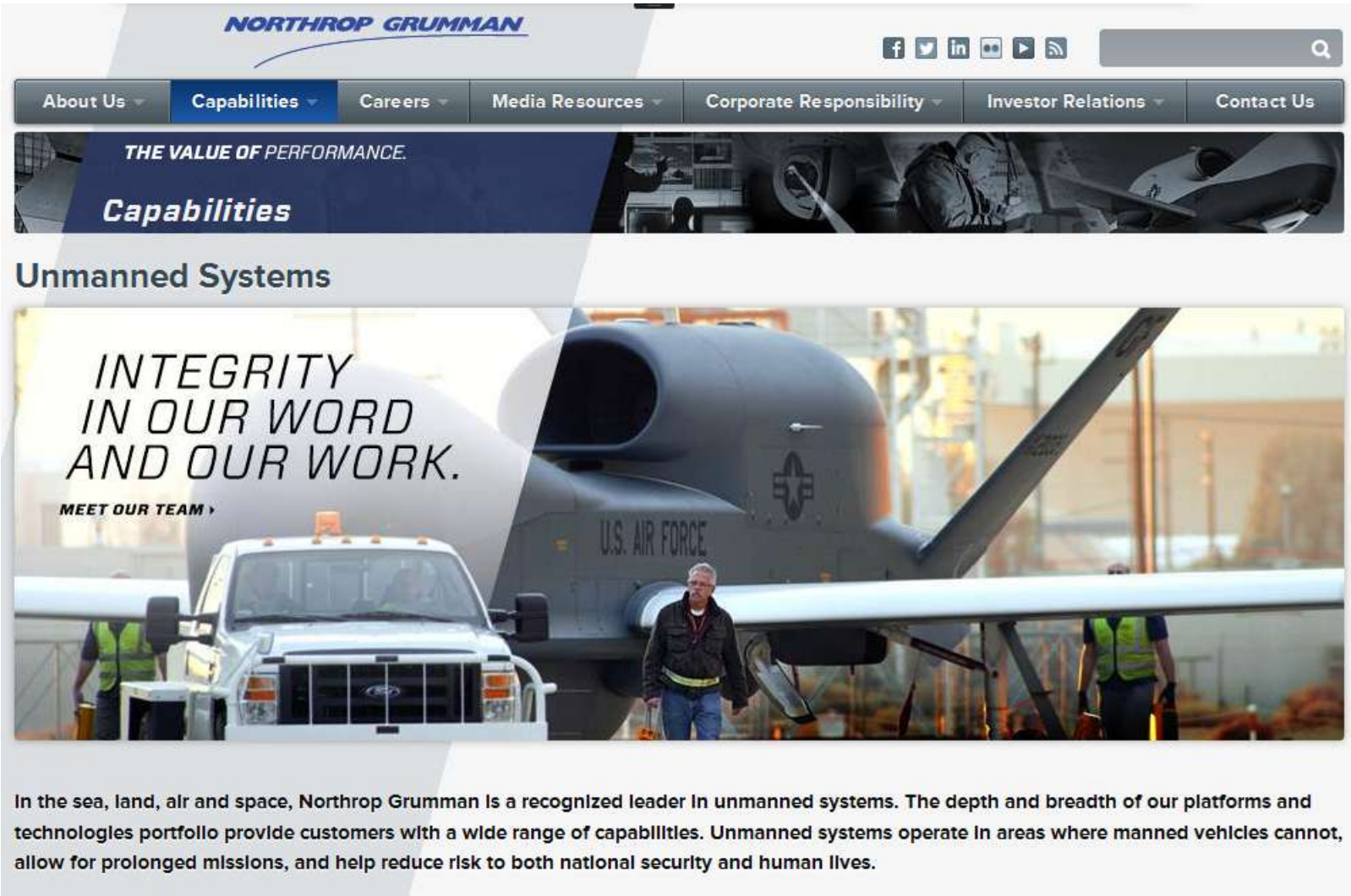

The following are some products of the company NORTHROP GRUMMAN
http://www.northropgrumman.com/Capabilities/litening/Pages/default.aspx

NORTHROP GRUMMAN

About Us | Capabilities | Careers | Media Resources | Corporate Responsibility | Investor Relations | Contact Us

THE VALUE OF PERFORMANCE.

Capabilities

AN/AAQ-28(V) LITENING Targeting Pod

Northrop Grumman's widely fielded LITENING system is a combat proven, self-contained, multi-sensor targeting and surveillance system. LITENING enables aircrews to detect, acquire, auto-track and identify targets at extremely long ranges for weapon delivery or nontraditional intelligence, surveillance and reconnaissance missions. LITENING's 1K FLIR, 1K charged-coupled device (CCD), laser imaging sensors, advanced image processing and digital video output provide superior imagery, allowing aircrews to identify and engage targets under a wide range of battlefield conditions.

LITENING is in operation worldwide

The pod is currently flown by the U.S. Marine Corps, all components of the U.S. Air Force, and international customers. The latest configuration, LITENING G4, is authorized for export to NATO countries, including Canada, the United Kingdom and Korea.

C4ISR

View other C4ISR solutions

In the News

Northrop Grumman's LITENING Digital, High Definition Video Sharpens the F-16's Vision

Northrop Grumman Delivers 500th Fourth Generation LITENING Advanced Targeting and C4ISR System

Northrop Grumman Announces OpenPod(TM), the Next Generation of Podded Sensor Systems

Northrop Grumman LITENING Advanced Targeting System Achieves Two Million Operating Hour Milestone

Related Items

Platforms

The ranking of the major arms suppliers worldwide

Rang	Groupe	Pays	CA militaire (US$ m.)	CA total (US$ m.)	% militaire
1	Lockheed Martin	USA	35 490	45 500	78%
2	Boeing	USA	30 700	86 623	35%
3	BAE Systems	UK	26 820	28 406	94%
4	Raytheon	USA	21 950	23 706	93%
5	Northrop Grumman	USA	20 200	24 661	82%
6	General Dynamics	USA	18 660	31 218	60%
7	EADS	UE	15 740	78 693	20%
8	United Technologies	USA	11 900	62 626	19%
9	Finmeccanica	Italie	10 560	21 292	50%
10	Thales	France	10 370	18 850	55%
11	L-3 Communications	USA	10 340	12 629	82%
11	BAE Systems Inc.USA	USA	10 300	11 363	91%
12	EADS Cassidian	UE	6 750	7 936	85%
16	Safran	France	5 420	19 515	28%
19	DCNS	France	4 460	4 460	100%
23	MBDA	UE	3 720	3 718	100%
23	Eurocopter	France	3 760	8 363	45%
45	CEA	France	2 270	5 732	40%
53	Dassault Aviation	France	1 840	5 267	35%

The WATCHTOWER by the fund H. Reley has held shares and benefited companies circled in red in the table, their main activity is the manufacture of armament.

Note ARMOR HOLDINGS company was acquired by BAE Systems in 2007

JW .ORG

Jehovah's Witnesses

English

HOME | BIBLE TEACHINGS | PUBLICATIONS | NEWSROOM | ABOUT US | SEARCH | LOG IN

- FEATURED ITEMS
- BIBLE
- MAGAZINES
- BOOKS & BROCHURES
- KINGDOM MINISTRY
- MUSIC
- DRAMAS
- DRAMATIC BIBLE READINGS
- VIDEOS
- ONLINE LIBRARY



THE WATCHTOWER NOVEMBER 2015

How Does God View War?

The Bible's answer may surprise you.

DOWNLOAD OPTIONS

PODCASTS

Indeed there's something to be surprised that an organization that claims to represent God on earth can invest in companies that manufacture weapons of mass destruction, as there may be a conflict of interest.